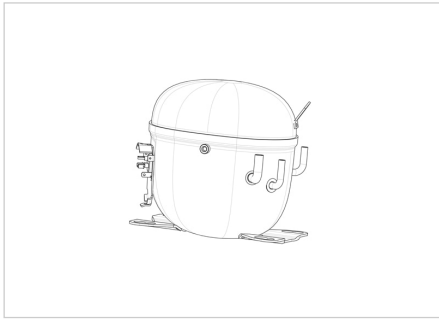


MODEL

**NT6215Z**

embraco





## APPROVALS




 **ENGINEERING CODE**  
212AN06


 **APPROVED REFRIGERANT**  
R-134a

 **POWER SUPPLY**  
200-240 V 50 Hz

 **STANDARD CONDITIONS**  
EN12900

 **APPLICATION**  
HBP

 **COOLING CAPACITY**  
1406 W

 **EFFICIENCY**  
2.39 W/W

 **MOTOR TYPE**  
CSIR

 **STARTING TORQUE**  
HST

## DATA

## General Data

Type	Hermetic reciprocating
Technology Type	On-Off
Displacement	17.4 cm <sup>3</sup>
Compressor Cooling	Fan
Fan Air Flow	520 m <sup>3</sup> /h
Expansion Device	Capillary Tube or Expansion Valve
Horse Power	1/2 hp
Max Condensing Pressure Operating	13.92 bar
Max Condensing Pressure Peak	15.62 bar
Power Supply	200-240 V 50 Hz / 230 V 60 Hz
Evaporating Temperature Range	-15 °C to 10 °C

## Electrical Data

Motor type	CSIR
Starting Torque	HST
Start Winding Resistance	13.8 Ω at 25° C
Run Winding Resistance	2.7 Ω at 25° C
Locked Rotor Amperage (LRA)	21 A
Rated Load Amperage (RLA) at 50 Hz	4.5 A

## Mechanical Data

Maximum Recommended Refrigerant Charge	800 g
Oil Charge	450 ml
Oil Type Configuration	Polyolester
Oil Type Viscosity	ISO22
Pressurization	Dry air charge
Weight	16 Kg
Free Internal Volume	3.3 L

## Electrical Components

	Description
Start Capacitor	64-77 7F / 330V
Motor Protection	External 3/4" T0540/G6
Starting Device	Current relay   MTRP-46-65

## External Characteristics

Base Plate	Universal	
Tray Holder	No	
Height	220 mm	
Connector	Internal Diameter	Shape
Suction	9.6 mm	Vertical
Discharge	6.42 mm	Vertical
Process	6.42 mm	Vertical

## PERFORMANCE

## Rated Points

Condensing Temperature	Evaporating Temperature	Cooling Capacity	Power Consumption	Current	Gas Flow Rate	Efficiency
50.00°C	5.00°C	1406 W	588 W	3.73 A	35.28 kg/h	2.39 W/W

Test Condition: EN12900, Fan, Return Gas 20°C, Evaporation 5.00°C, Condensing 50.00°C, Ambient 35°C, Liquid 50°C. Data in accordance to EN12900 guideline polynomial curve.

## Performance Curve Data

### Condensing Temperature 35°C

Evaporating Temperature °C	Cooling Capacity W	Power W	Current A	Gas Flow Rate kg/h	Efficiency W/W
-15	729	355	2.77	15.44	2.05
-10	931	393	2.92	19.81	2.37
-5	1170	427	3.05	25.02	2.74
0	1456	458	3.17	31.30	3.18
5	1796	487	3.3	38.91	3.69
10	2199	514	3.42	48.09	4.28

Test Condition: EN12900, Fan, HBP. Data in accordance to EN12900 guideline polynomial curve.

### Condensing Temperature 45°C

Evaporating Temperature °C	Cooling Capacity W	Power W	Current A	Gas Flow Rate kg/h	Efficiency W/W
-15	627	380	2.87	14.57	1.65
-10	796	425	3.04	18.58	1.87
-5	998	469	3.21	23.41	2.13
0	1241	511	3.39	29.30	2.43
5	1534	553	3.58	36.51	2.77
10	1884	596	3.78	45.28	3.16

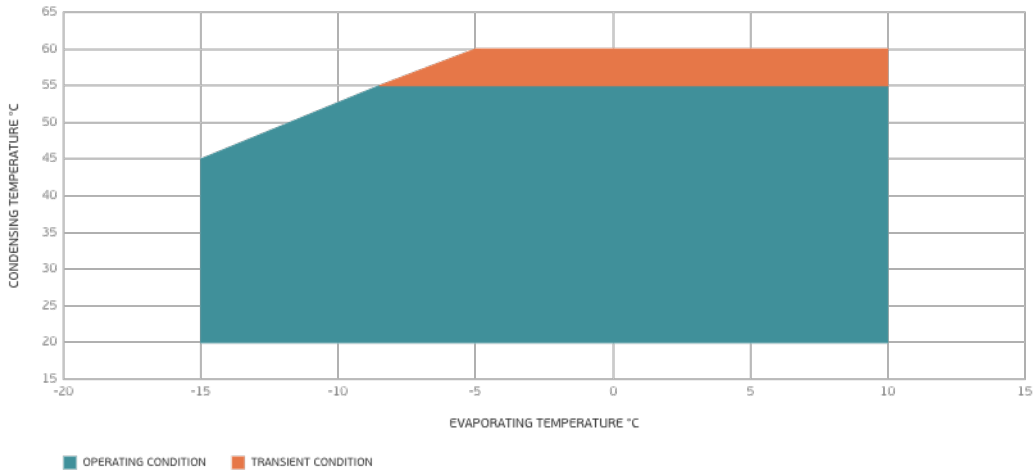
Test Condition: EN12900, Fan, HBP. Data in accordance to EN12900 guideline polynomial curve.

### Condensing Temperature 55°C

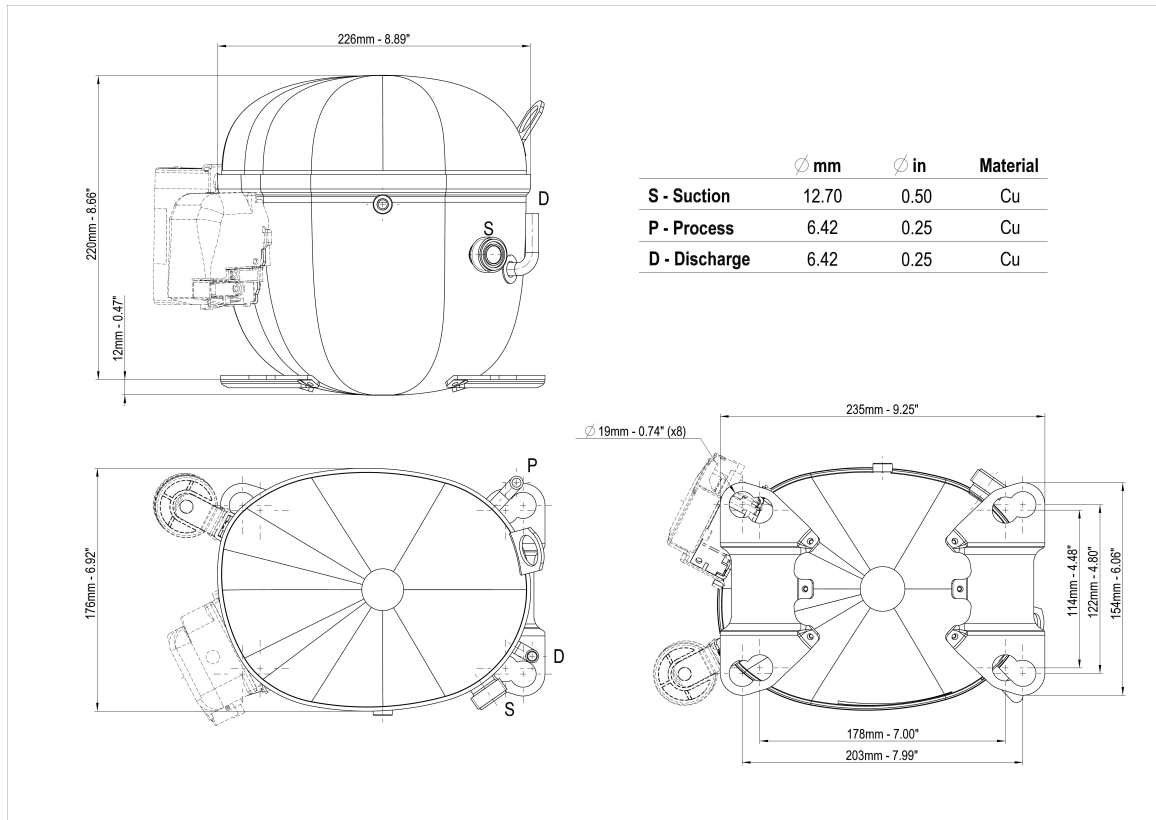
Evaporating Temperature °C	Cooling Capacity W	Power W	Current A	Gas Flow Rate kg/h	Efficiency W/W
-10	661	459	3.17	17.14	1.44
-5	829	514	3.39	21.63	1.61
0	1033	569	3.63	27.18	1.82
5	1282	625	3.89	34.03	2.05
10	1582	684	4.17	42.42	2.31

Test Condition: EN12900, Fan, HBP. Data in accordance to EN12900 guideline polynomial curve.

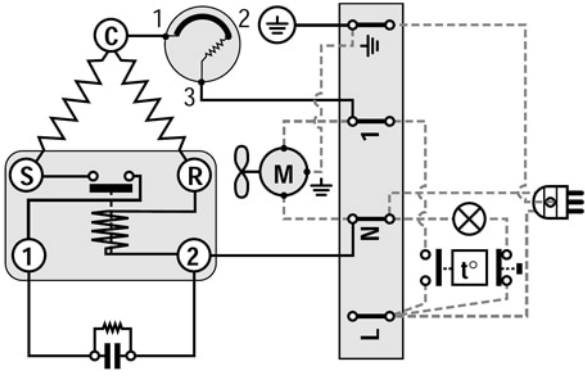
## Operating Envelope



## External Dimensions



## Wiring Diagram



## Assembly Instructions

